



APPROVALS




 **ENGINEERING CODE**
268EA47


 **APPROVED REFRIGERANT**
R-134a


 **POWER SUPPLY**
220-240 V 50 Hz

 **STANDARD CONDITIONS**
EN12900

 **APPLICATION**
LBP

 **COOLING CAPACITY**
103 W (LBP)

 **EFFICIENCY**
1.27 W/W (LBP)

 **MOTOR TYPE**
RSIR/RSCR

 **STARTING TORQUE**
LST

DATA

General Data

Type	Hermetic reciprocating
Technology Type	On-Off
Displacement	7.37 cm ³
Compressor Cooling	Static/NotControlled/220
Expansion Device	Capillary Tube
Horse Power	1/5 hp
Max Condensing Pressure Operating	13.92 bar
Max Condensing Pressure Peak	15.62 bar
Power Supply	220-240 V 50 Hz
Evaporating Temperature Range	-30 °C to -5 °C

Electrical Data

Motor type	RSIR/RSCR
Starting Torque	LST
Start Winding Resistance	17.6 Ω at 25° C
Run Winding Resistance	13.2 Ω at 25° C

Mechanical Data

Maximum Recommended Refrigerant Charge	350 g
Oil Charge	350 ml
Oil Type Configuration	ESTER
Oil Type Viscosity	ISO22
Pressurization	Dry air charge
Weight	10.8 Kg
Free Internal Volume	2.1 L

Electrical Components

	Description
Starting Device	PTC V230
Run Capacitor	4
Motor Protection	T0503/07

External Characteristics

Base Plate	European	
Tray Holder	Yes	
Height	200 mm	
Connector	Internal Diameter	Shape
Suction	6.1 mm	Slanted 42°/Copper
Discharge	4.94 mm	Slanted parallel to Base Plate/Copper
Process	6.1 mm	Slanted 42°/Copper

PERFORMANCE

Rated Points

Condensing Temperature	Evaporating Temperature	Cooling Capacity	Power Consumption	Gas Flow Rate	Efficiency
40.00°C	-35.00°C	103 W	81 W	2.21 kg/h	1.27 W/W

Test Condition: EN12900LBP, Static/NotControlled/220, Return Gas 20°C, Evaporation -35.00°C, Condensing 40.00°C, Ambient 35°C, Liquid 40°C, Subcooling 0K. Data are an indication of performance based simulation.

Performance Curve Data

Condensing Temperature 35°C

Evaporating Temperature °C	Cooling Capacity W	Power W	Gas Flow Rate kg/h	Efficiency W/W
-30	146	99	3.07	1.48
-25	195	115	4.11	1.71
-20	257	131	5.42	1.96
-15	331	149	7.01	2.23
-10	419	166	8.92	2.53
-5	522	182	11.16	2.87

Test Condition: EN12900LBP, Static/NotControlled/220, Return Gas 20°C, Ambient 35°C, Subcooling OK. Data are an indication of performance based simulation.

Condensing Temperature 45°C

Evaporating Temperature °C	Cooling Capacity W	Power W	Gas Flow Rate kg/h	Efficiency W/W
-30	124	102	2.85	1.22
-25	168	121	3.86	1.38
-20	222	142	5.13	1.56
-15	287	163	6.66	1.76
-10	364	185	8.49	1.97
-5	453	206	10.63	2.2

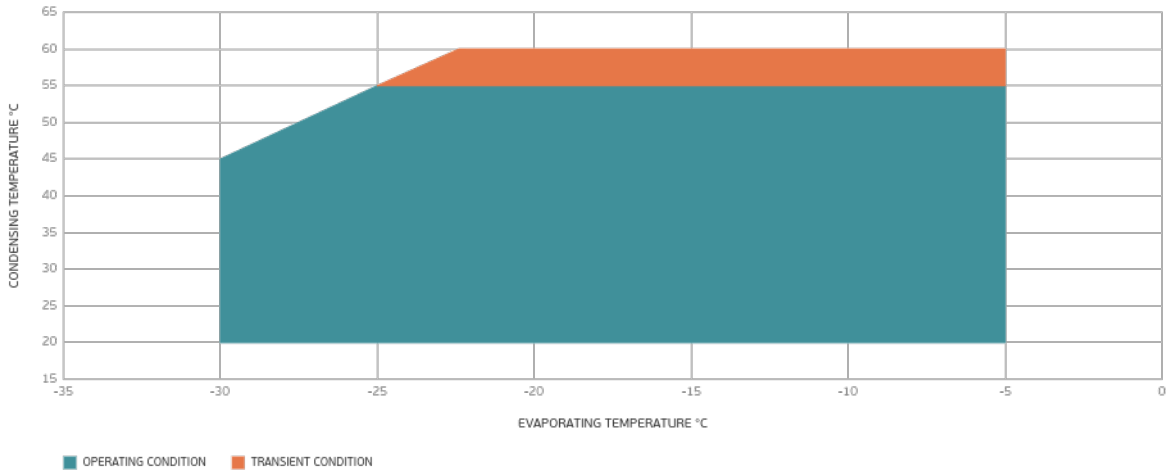
Test Condition: EN12900LBP, Static/NotControlled/220, Return Gas 20°C, Ambient 35°C, Subcooling OK. Data are an indication of performance based simulation.

Condensing Temperature 55°C

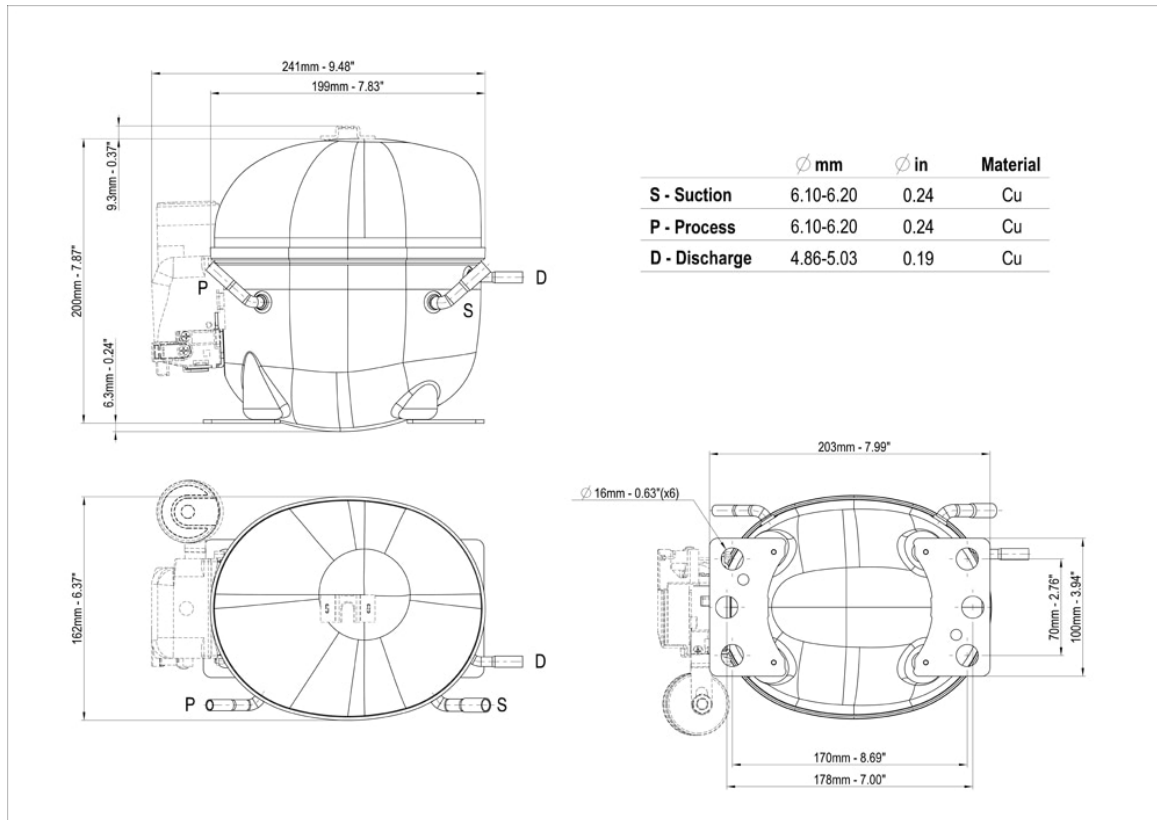
Evaporating Temperature °C	Cooling Capacity W	Power W	Gas Flow Rate kg/h	Efficiency W/W
-25	135	126	3.45	1.07
-20	182	150	4.68	1.21
-15	239	175	6.16	1.36
-10	305	200	7.91	1.52
-5	382	225	9.97	1.7

Test Condition: EN12900LBP, Static/NotControlled/220, Return Gas 20°C, Ambient 35°C, Subcooling OK. Data are an indication of performance based simulation.

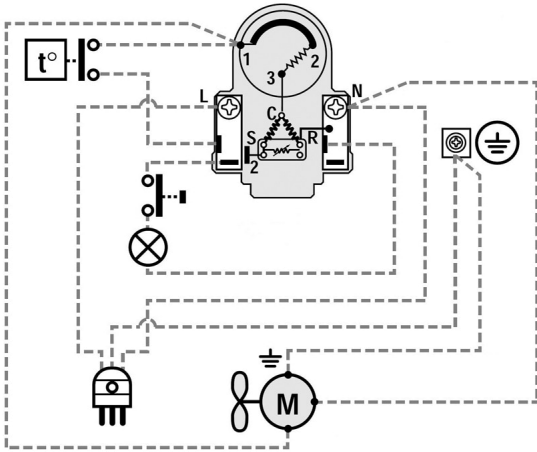
Operating Envelope



External Dimensions



Wiring Diagram



Assembly Instructions

