



**APPROVALS**



 **ENGINEERING CODE**  
263KK50


 **APPROVED REFRIGERANT**  
R-134a

 **POWER SUPPLY**  
200-220 V 50 Hz

 **STANDARD CONDITIONS**  
EN12900

 **APPLICATION**  
LBP

 **COOLING CAPACITY**  
172 W (LBP)

 **EFFICIENCY**  
1.03 W/W (LBP)

 **MOTOR TYPE**  
RSIR

 **STARTING TORQUE**  
LST

**DATA**

**General Data**

Type	Hermetic reciprocating
Technology Type	On-Off
Displacement	12.11 cm <sup>3</sup>
Compressor Cooling	Fan/NotControlled/200
Fan Air Flow	520 m <sup>3</sup> /h
Expansion Device	Capillary Tube
Horse Power	1/3 hp
Max Condensing Pressure Operating	13.92 bar
Max Condensing Pressure Peak	15.62 bar
Power Supply	200-220 V 50 Hz / 230 V 60 Hz
Evaporating Temperature Range	-30 °C to -5 °C

**Electrical Data**

Motor type	RSIR
Starting Torque	LST
Start Winding Resistance	27.95 Ω at 25° C
Run Winding Resistance	5.11 Ω at 25° C

## Mechanical Data

Maximum Recommended Refrigerant Charge	350 g
Oil Charge	350 ml
Oil Type Configuration	ESTER
Oil Type Viscosity	ISO22
Pressurization	Dry air charge
Weight	11 Kg
Free Internal Volume	2.1 L

## Electrical Components

	Description
Starting Device	Relay   MTRPH-54-65*
Motor Protection	4TM765KDBZZ-153

## External Characteristics

Base Plate	European	
Tray Holder	No	
Height	206 mm	
Connector	Internal Diameter	Shape
Suction	8.1 mm	Slanted 42°/Copper
Discharge	6.1 mm	Straight/Copper
Process	6.1 mm	Slanted 42°/Copper

## PERFORMANCE

## Rated Points

Condensing Temperature	Evaporating Temperature	Cooling Capacity	Power Consumption	Gas Flow Rate	Efficiency
40.00°C	-35.00°C	172 W	168 W	3.72 kg/h	1.03 W/W

Test Condition: EN12900LBP, Fan/NotControlled/200, Return Gas 20°C, Evaporation -35.00°C, Condensing 40.00°C, Ambient 35°C, Liquid 40°C, Subcooling OK. Data are an indication of performance based simulation.

## Performance Curve Data

### Condensing Temperature 35°C

Evaporating Temperature °C	Cooling Capacity W	Power W	Gas Flow Rate kg/h	Efficiency W/W
-30	242	193	5.09	1.25
-25	317	219	6.68	1.45
-20	409	246	8.61	1.66
-15	517	276	10.94	1.87
-10	645	308	13.72	2.09
-5	795	343	17.00	2.32

Test Condition: EN12900LBP, Fan/NotControlled/200, Return Gas 20°C, Ambient 35°C, Subcooling 0K. Data are an indication of performance based simulation.

### Condensing Temperature 45°C

Evaporating Temperature °C	Cooling Capacity W	Power W	Gas Flow Rate kg/h	Efficiency W/W
-30	207	199	4.77	1.04
-25	275	228	6.34	1.2
-20	357	261	8.25	1.37
-15	455	295	10.56	1.54
-10	571	333	13.32	1.72
-5	707	372	16.58	1.9

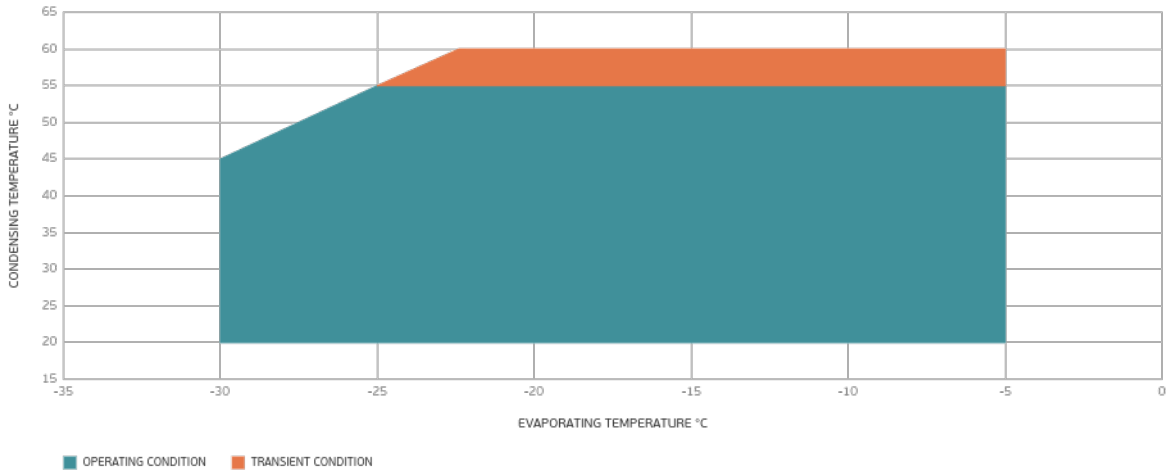
Test Condition: EN12900LBP, Fan/NotControlled/200, Return Gas 20°C, Ambient 35°C, Subcooling 0K. Data are an indication of performance based simulation.

### Condensing Temperature 55°C

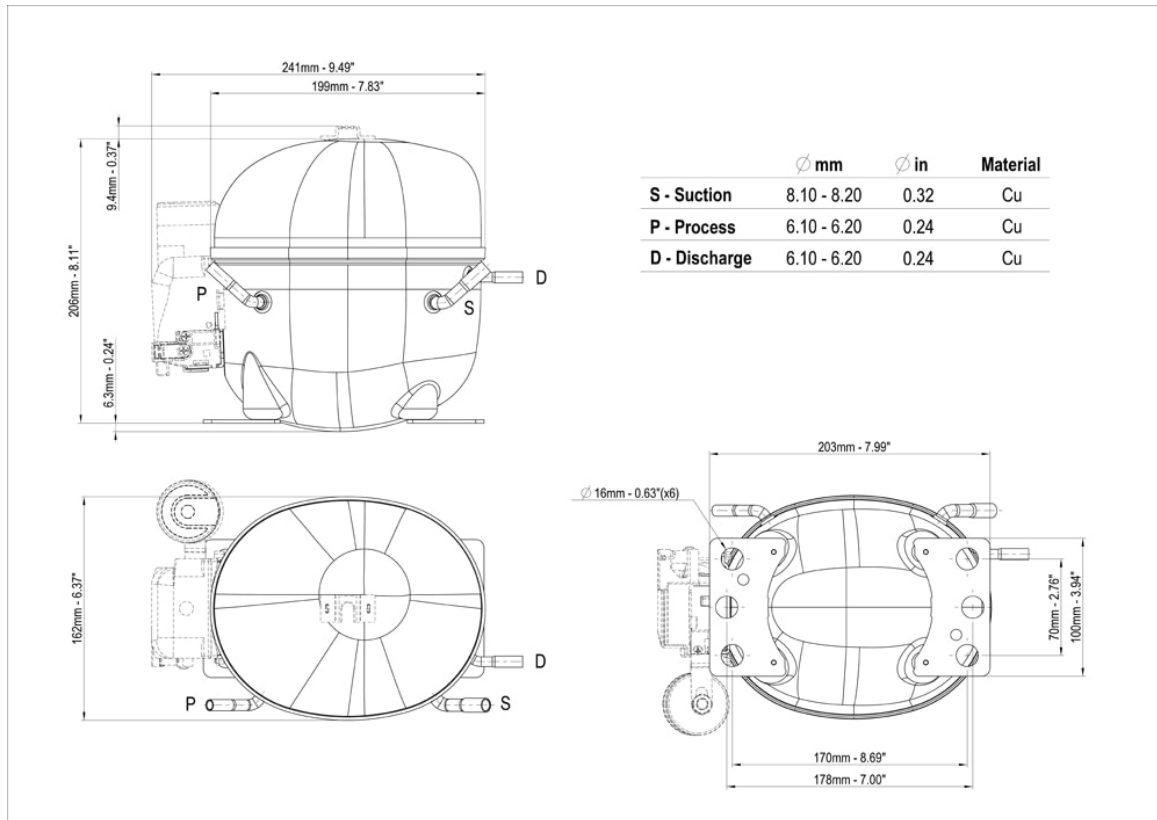
Evaporating Temperature °C	Cooling Capacity W	Power W	Gas Flow Rate kg/h	Efficiency W/W
-25	232	234	5.93	0.99
-20	305	270	7.82	1.13
-15	392	309	10.11	1.27
-10	495	351	12.84	1.41
-5	618	395	16.08	1.56

Test Condition: EN12900LBP, Fan/NotControlled/200, Return Gas 20°C, Ambient 35°C, Subcooling 0K. Data are an indication of performance based simulation.

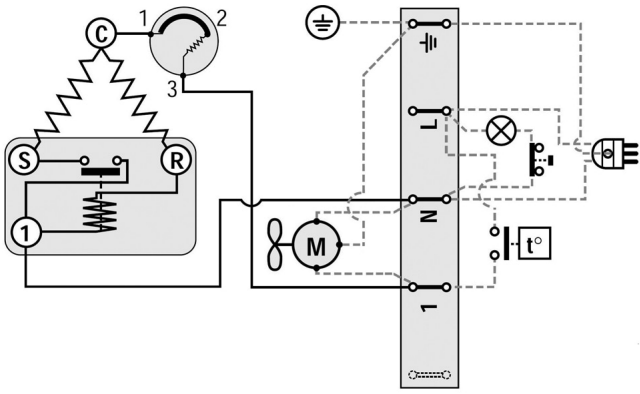
## Operating Envelope



## External Dimensions



## Wiring Diagram



## Assembly Instructions

