



APPROVALS




 **ENGINEERING CODE**
144HD11

 **APPROVED REFRIGERANT**
R-134a


 **POWER SUPPLY**
208-230 V 60 Hz

 **STANDARD CONDITIONS**
EN12900

 **APPLICATION**
HBP

 **COOLING CAPACITY**
2327 W (HBP)

 **EFFICIENCY**
2.1 W/W (HBP)

 **MOTOR TYPE**
CSIR

 **STARTING TORQUE**
HST

DATA

General Data

Type	Hermetic reciprocating
Technology Type	On-Off
Displacement	26.11 cm ³
Compressor Cooling	Fan/NotControlled/208
Fan Air Flow	800 m ³ /h
Expansion Device	Capillary Tube or Expansion Valve
Horse Power	1 hp
Max Condensing Pressure Operating	13.92 bar
Max Condensing Pressure Peak	15.62 bar
Power Supply	208-230 V 60 Hz
Evaporating Temperature Range	-15 °C to 10 °C

Electrical Data

Motor type	CSIR
Starting Torque	HST
Start Winding Resistance	8.09 Ω at 25° C
Run Winding Resistance	1.45 Ω at 25° C

Mechanical Data

Maximum Recommended Refrigerant Charge	800 g
Oil Charge	750 ml
Oil Type Configuration	ESTER
Oil Type Viscosity	ISO22
Pressurization	Dry air charge
Weight	20.2 Kg
Free Internal Volume	3.9 L

Electrical Components

	Description
Start Capacitor	88-108 Uf / 330 V
CSR / CSIR Box	YES
Starting Device	RVA4L3C-566
Motor Protection	MST16AFN T0820/20

External Characteristics

Base Plate	Large	
Tray Holder	No	
Height	265 mm	
Connector	Internal Diameter	Shape
Suction	9.6 mm	Vertical/Copper
Discharge	8 mm	Slanted J/Copper
Process	6.42 mm	Vertical/Copper

PERFORMANCE

Rated Points

Condensing Temperature	Evaporating Temperature	Cooling Capacity	Power Consumption	Gas Flow Rate	Efficiency
50.00°C	5.00°C	2327 W	1111 W	58.57 kg/h	2.1 W/W

Test Condition: EN12900HBP, Fan/NotControlled/208, Return Gas 20°C, Evaporation 5.00°C, Condensing 50.00°C, Ambient 35°C, Liquid 50°C, Subcooling OK. Data are an indication of performance based simulation.

Performance Curve Data

Condensing Temperature 35°C

Evaporating Temperature °C	Cooling Capacity W	Power W	Gas Flow Rate kg/h	Efficiency W/W
-15	1138	634	24.08	1.79
-10	1522	725	32.37	2.1
-5	1962	815	41.93	2.41
0	2458	903	52.86	2.72
5	3013	990	65.29	3.04
10	3628	1077	79.31	3.37

Test Condition: EN12900HBP, Fan/NotControlled/208, Return Gas 20°C, Ambient 35°C, Subcooling OK. Data are an indication of performance based simulation.

Condensing Temperature 45°C

Evaporating Temperature °C	Cooling Capacity W	Power W	Gas Flow Rate kg/h	Efficiency W/W
-15	874	623	20.31	1.4
-10	1213	736	28.30	1.65
-5	1607	850	37.67	1.89
0	2056	964	48.55	2.13
5	2563	1078	61.03	2.38
10	3128	1193	75.23	2.62

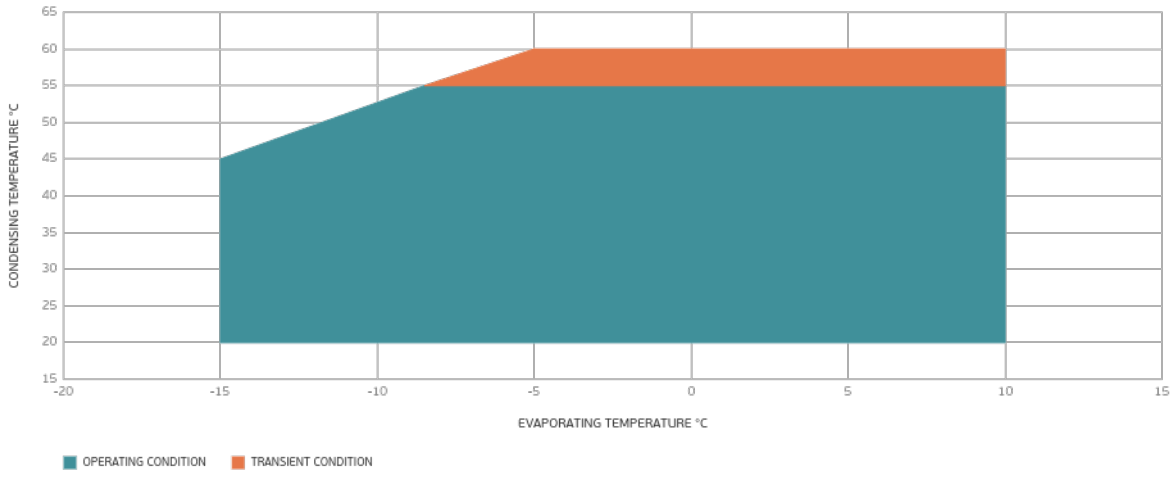
Test Condition: EN12900HBP, Fan/NotControlled/208, Return Gas 20°C, Ambient 35°C, Subcooling OK. Data are an indication of performance based simulation.

Condensing Temperature 55°C

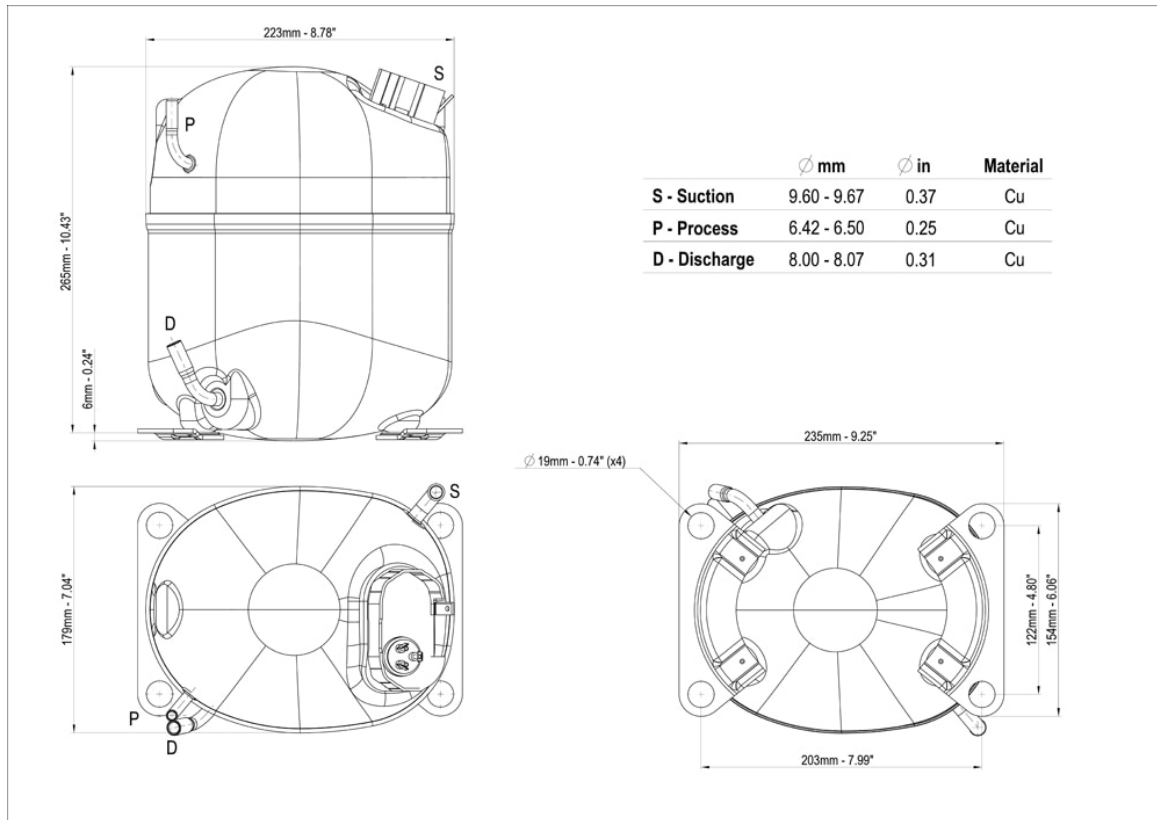
Evaporating Temperature °C	Cooling Capacity W	Power W	Gas Flow Rate kg/h	Efficiency W/W
-10	943	738	24.46	1.28
-5	1284	867	33.49	1.48
0	1678	998	44.14	1.68
5	2129	1132	56.51	1.88
10	2637	1267	70.72	2.08

Test Condition: EN12900HBP, Fan/NotControlled/208, Return Gas 20°C, Ambient 35°C, Subcooling OK. Data are an indication of performance based simulation.

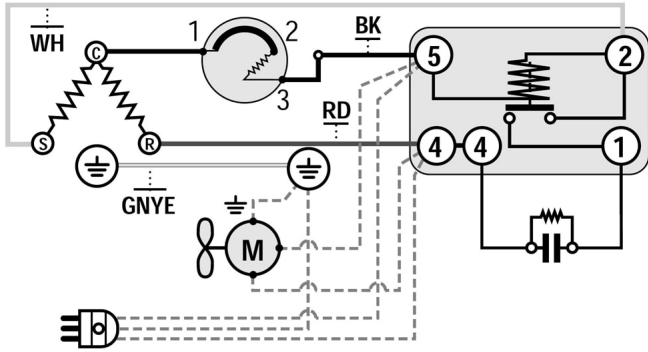
Operating Envelope



External Dimensions



Wiring Diagram



Assembly Instructions

