

APPROVALS




 **ENGINEERING CODE**
922BN04


 **APPROVED REFRIGERANT**
R-404A

 **POWER SUPPLY**
200-240 V 50 Hz

 **STANDARD CONDITIONS**
EN12900

 **APPLICATION**
MBP

 **COOLING CAPACITY**
1100 W (MBP)

 **EFFICIENCY**
1.75 W/W (MBP)

 **MOTOR TYPE**
CSCR

 **STARTING TORQUE**
HST

DATA

General Data

Type	Hermetic reciprocating
Technology Type	On-Off
Displacement	14.5 cm ³
Compressor Cooling	Fan/NotControlled/200
Fan Air Flow	520 m ³ /h
Expansion Device	Capillary Tube or Expansion Valve
Horse Power	3/4 hp
Max Condensing Pressure Operating	24.71 bar
Max Condensing Pressure Peak	27.71 bar
Power Supply	200-240 V 50 Hz / 230 V 60 Hz
Evaporating Temperature Range	-20 °C to 10 °C

Electrical Data

Motor type	CSCR
Starting Torque	HST
Start Winding Resistance	12.16 Ω at 25° C
Run Winding Resistance	1.86 Ω at 25° C

Mechanical Data

Maximum Recommended Refrigerant Charge	800 g
Oil Charge	450 ml
Oil Type Configuration	ESTER
Oil Type Viscosity	ISO22
Pressurization	Dry air charge
Weight	17 Kg
Free Internal Volume	3.3 L

Electrical Components

	Description
CSR / CSIR Box	YES
Run Capacitor	17.5
Motor Protection	MRA38112-3261
Starting Device	RVA4AL3C-649
Start Capacitor	88-108 Uf/330 V

External Characteristics

Base Plate	Universal	
Tray Holder	No	
Height	220 mm	
Connector	Internal Diameter	Shape
Suction	9.6 mm	Vertical/Copper
Discharge	6.42 mm	Vertical/Copper
Process	6.42 mm	Vertical/Copper

PERFORMANCE

Rated Points

Condensing Temperature	Evaporating Temperature	Cooling Capacity	Power Consumption	Gas Flow Rate	Efficiency
45.00°C	-10.00°C	1100 W	628 W	33.05 kg/h	1.75 W/W

Test Condition: EN12900MBP, Fan/NotControlled/200, Return Gas 20°C, Evaporation -10.00°C, Condensing 45.00°C, Ambient 35°C, Liquid 45°C, Subcooling OK. Data in accordance to EN

12900:2013 and AHRI 540:2015 polynomial equation and uncertainty guidance.

Performance Curve Data

Condensing Temperature 35°C

Evaporating Temperature °C	Cooling Capacity W	Power W	Gas Flow Rate kg/h	Efficiency W/W
-20	850	500	22.03	1.7
-15	1087	550	28.39	1.98
-10	1363	598	35.93	2.28
-5	929	751	32.16	1.24
0	1116	4.60		
5	1799			
10	2905			

Test Condition: EN12900MBP, Fan/NotControlled/200, Return Gas 20°C, Ambient 35°C, Subcooling OK. Data in accordance to EN 12900:2013 and AHRI 540:2015 polynomial equation and uncertainty guidance.

Condensing Temperature 45°C

Evaporating Temperature °C	Cooling Capacity W	Power W	Gas Flow Rate kg/h	Efficiency W/W
-20	677	518	19.94	1.31
-15	870	574	25.84	1.52
-10	1100	628	33.05	1.75
-5	620	787	29.10	0.79
0	1156	1.52		
5	1843			
10	2953			

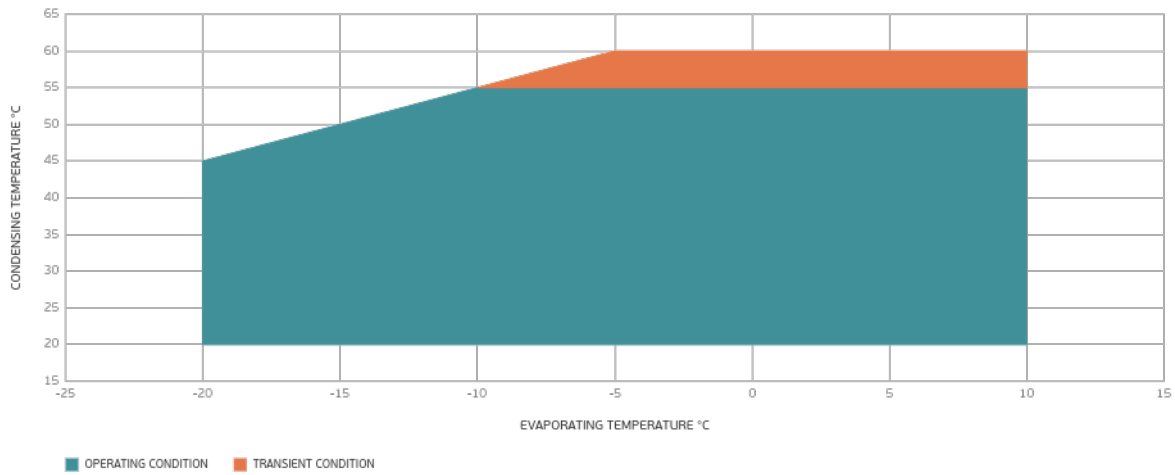
Test Condition: EN12900MBP, Fan/NotControlled/200, Return Gas 20°C, Ambient 35°C, Subcooling OK. Data in accordance to EN 12900:2013 and AHRI 540:2015 polynomial equation and uncertainty guidance.

Condensing Temperature 55°C

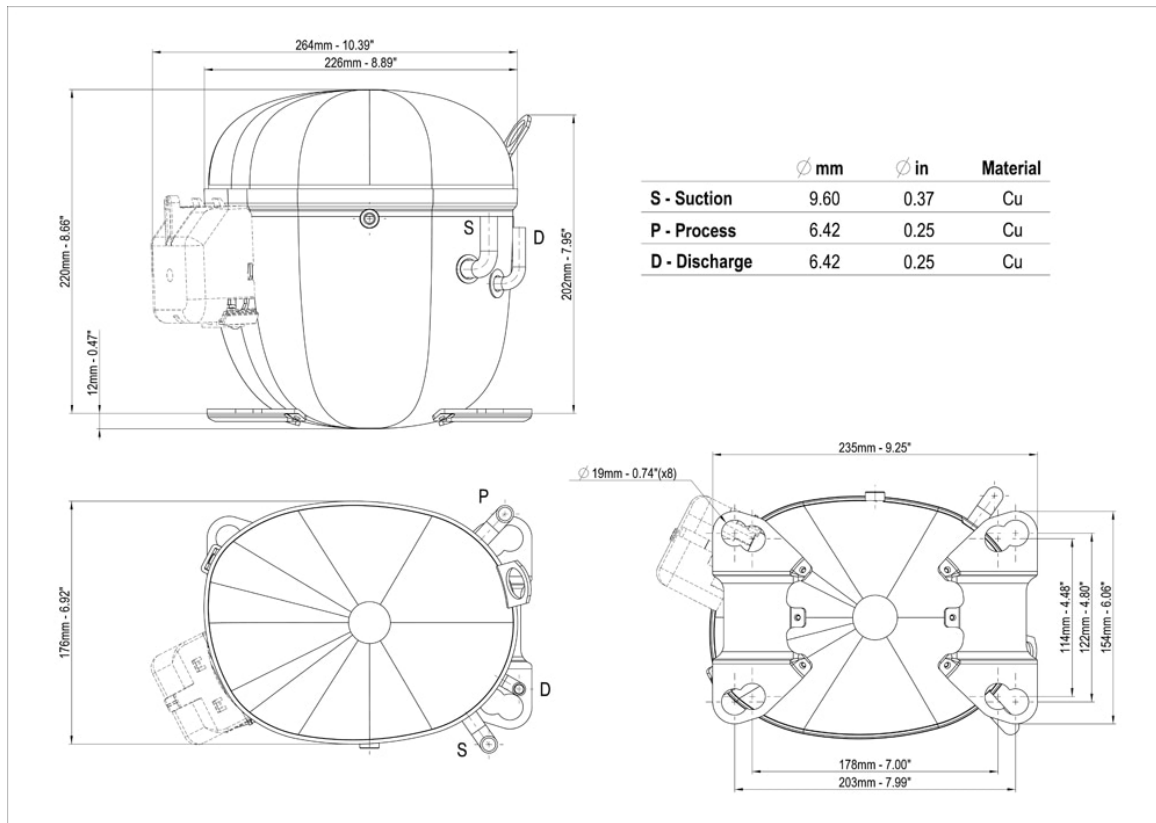
Evaporating Temperature °C	Cooling Capacity W	Power W	Gas Flow Rate kg/h	Efficiency W/W
-20	538	536	18.66	1
-15	681	599	23.83	1.14
-10	860	659	30.46	1.3
-5	326	824	26.08	0.4
0	1198			
5	1889			
10	3003			

Test Condition: EN12900MBP, Fan/NotControlled/200, Return Gas 20°C, Ambient 35°C, Subcooling OK. Data in accordance to EN 12900:2013 and AHRI 540:2015 polynomial equation and uncertainty guidance.

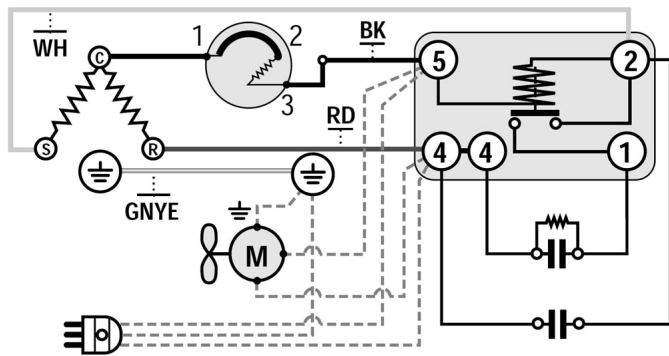
Operating Envelope



External Dimensions



Wiring Diagram



Assembly Instructions

