



APPROVALS




 **ENGINEERING CODE**
943NA19


 **APPROVED REFRIGERANT**
R-404A

 **POWER SUPPLY**
220-240 V 50 Hz

 **STANDARD CONDITIONS**
EN12900

 **APPLICATION**
MBP

 **COOLING CAPACITY**
1908 W (MBP)

 **EFFICIENCY**
1.63 W/W (MBP)

 **MOTOR TYPE**
CSCR

 **STARTING TORQUE**
HST

DATA

General Data

Type	Hermetic reciprocating
Technology Type	On-Off
Displacement	26.11 cm ³
Compressor Cooling	Fan/NotControlled/220
Fan Air Flow	800 m ³ /h
Expansion Device	Capillary Tube or Expansion Valve
Horse Power	1 1/4 hp
Max Condensing Pressure Operating	24.71 bar
Max Condensing Pressure Peak	27.71 bar
Power Supply	220-240 V 50 Hz
Evaporating Temperature Range	-20 °C to 10 °C

Electrical Data

Motor type	CSCR
Starting Torque	HST
Start Winding Resistance	5.4 Ω at 25° C
Run Winding Resistance	1.75 Ω at 25° C

Mechanical Data

Maximum Recommended Refrigerant Charge	800 g
Oil Charge	750 ml
Oil Type Configuration	ESTER
Oil Type Viscosity	ISO22
Pressurization	Dry air charge
Weight	21.6 Kg
Free Internal Volume	3.9 L

Electrical Components

	Description
Start Capacitor	88-108 Uf / 330 V
CSR / CSIR Box	YES
Run Capacitor	30
Starting Device	RVA3H3C-108
Motor Protection	T0809/C9

External Characteristics

Base Plate	Large	
Tray Holder	No	
Height	276 mm	
Connector	Internal Diameter	Shape
Suction	12.7 mm	ROTOLOCK(Ex. thr. 1"-14UNS-2A)/Steel
Discharge	8 mm	Slanted J/Copper
Process	6.42 mm	Vertical/Copper

PERFORMANCE

Rated Points

Condensing Temperature	Evaporating Temperature	Cooling Capacity	Power Consumption	Current	Gas Flow Rate	Efficiency
45.00°C	-10.00°C	1908 W	1172 W	5.66 A	57.29 kg/h	1.63 W/W

Test Condition: EN12900MBP, Fan/NotControlled/220, Return Gas 20°C, Evaporation -10.00°C, Condensing 45.00°C, Ambient 35°C, Liquid 45°C, Subcooling OK. Data in accordance to EN

12900:2013 and AHRI 540:2015 polynomial equation and uncertainty guidance.

Performance Curve Data

Condensing Temperature 35°C

Evaporating Temperature °C	Cooling Capacity W	Power W	Current A	Gas Flow Rate kg/h	Efficiency W/W
-20	1431	950	4.68	37.10	1.51
-15	1874	1042	5.08	48.97	1.8
-10	2391	1132	5.46	63.02	2.11
-5	2981	1219	5.83	79.41	2.44
0	3644	1303	6.2	98.31	2.8
5	4380	1383	6.57	119.86	3.17
10	5188	1459	6.96	144.24	3.56

Test Condition: EN12900MBP, Fan/NotControlled/220, Return Gas 20°C, Ambient 35°C, Subcooling OK. Data in accordance to EN 12900:2013 and AHRI 540:2015 polynomial equation and uncertainty guidance.

Condensing Temperature 45°C

Evaporating Temperature °C	Cooling Capacity W	Power W	Current A	Gas Flow Rate kg/h	Efficiency W/W
-20	1096	962	4.73	32.32	1.14
-15	1471	1066	5.19	43.74	1.38
-10	1908	1172	5.66	57.29	1.63
-5	2406	1278	6.12	73.13	1.88
0	2965	1385	6.61	91.42	2.14
5	3584	1492	7.12	112.31	2.4
10	4263	1598	7.67	135.97	2.67

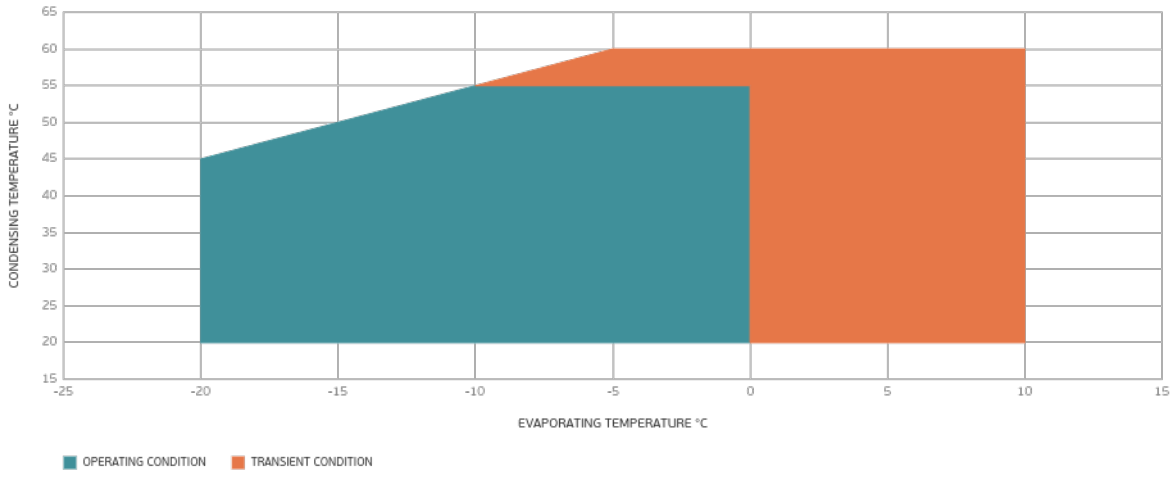
Test Condition: EN12900MBP, Fan/NotControlled/220, Return Gas 20°C, Ambient 35°C, Subcooling OK. Data in accordance to EN 12900:2013 and AHRI 540:2015 polynomial equation and uncertainty guidance.

Condensing Temperature 55°C

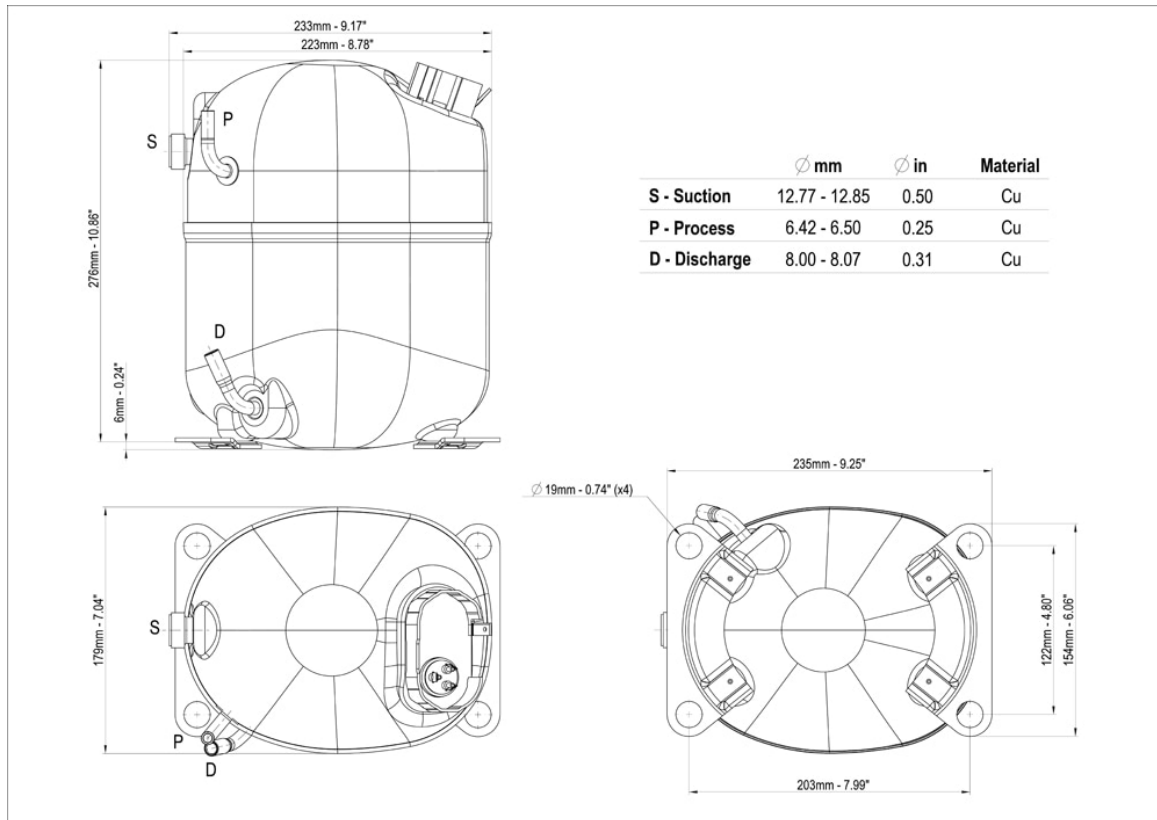
Evaporating Temperature °C	Cooling Capacity W	Power W	Current A	Gas Flow Rate kg/h	Efficiency W/W
-10	1419	1198	5.81	50.29	1.18
-5	1821	1322	6.37	65.49	1.38
0	2272	1450	6.96	83.08	1.57
5	2772	1581	7.59	103.23	1.75
10	3319	1716	8.29	126.09	1.93

Test Condition: EN12900MBP, Fan/NotControlled/220, Return Gas 20°C, Ambient 35°C, Subcooling OK. Data in accordance to EN 12900:2013 and AHRI 540:2015 polynomial equation and uncertainty guidance.

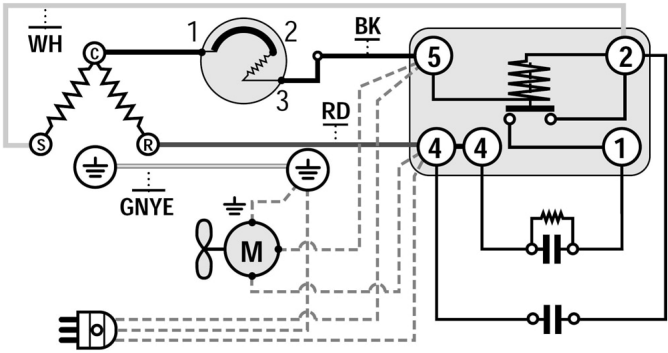
Operating Envelope



External Dimensions



Wiring Diagram



Assembly Instructions

